


# CVI138LG



|                |              |
|----------------|--------------|
| Family         | Wine Cooler  |
| Installation   | Built-in     |
| Built-In Niche | 82-87 cm     |
| Defrost        | Automatic    |
| Cooling type   | Fan assisted |
| Hinge type     | Standard     |
| Hinge position | Left         |



## Wine cellar compartment features



|   |                           |
|---|---------------------------|
| Number of fixed shelves                     | 2                         |
| Number of removable shelves                 | 3                         |
| No. of lights                               | 2                         |
| Shelves material                            | Wood                      |
| Removable shelves on telescopic guide rails | Yes                       |
| Type of internal light                      | Led                       |
| Air filter                                  | Activated charcoal filter |

## Programs/Functions




|                   |                                      |                    |                     |
|-------------------|--------------------------------------|--------------------|---------------------|
| Control setting   | Touch control                        | Control lock       | Yes                 |
| Controls          | Inner, in the cellar compartment     | Lighting forced ON | In a maximum period |
| Display           | LED                                  | Fan forced ON      | Yes                 |
| Functions display | Temperature alarm, Temperature value | Temperature Alarm  | Yes                 |
| Power on lamp     | Yes                                  | Door open alarm    | Yes                 |

## Technical Features

|                              |   |                           |                          |
|------------------------------|---|---------------------------|--------------------------|
| Adjustable temperature zones | 2 | Compressor type           | Low vibration compressor |
|                              |   | Refrigerant gas type      | R600a                    |
|                              |   | Refrigerant Quantity (gr) | 20 g                     |

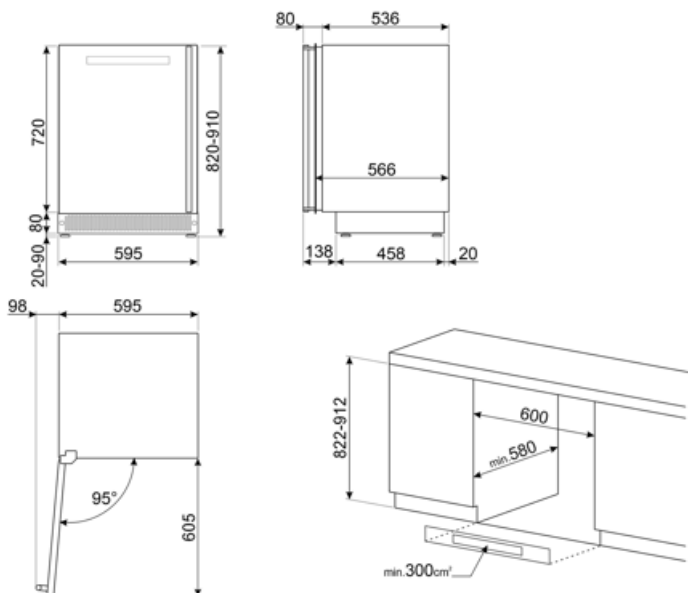
|                                    |            |  |                  |
|------------------------------------|------------|--|------------------|
| <b>Independent cooling systems</b> | 2          | <b>Foam agent</b>                            | HFO              |
| <b>Number of door glasses</b>      | 2          | <b>Metal panel on the back of the fridge</b> | Metal            |
| <b>Temperature range</b>           | 5-20 °C    | <b>Adjustable feet</b>                       | 2 Front + 2 Rear |
| <b>Type of temperature control</b> | Electronic | <b>Door opening type</b>                     | With handle      |
| <b>Anti-UV door glass</b>          | Yes        |  |                  |
| <b>Integrated heating element</b>  | Yes        |  |                  |
| <b>Number of compressors</b>       | 1          |  |                  |

## Performance / Energy Label - Reg. 2019









|  |           |   |                  |
|--|-----------|---|------------------|
|  |           |   |                  |
| <b>Max Capacity (bottles 0,75lt)</b>   | 38        | <b>Sum of the volumes of the chill compartment(s) and the unfrozen compartment(s)</b> | 114 l            |
| <b>Annual energy consumption</b>   | 140 kWh/a | <b>Climate class</b>  | SN, N, ST        |
| <b>Energy efficiency class</b>   | G         | <b>EEL</b>  | 165 %            |
| <b>Airborne acoustical noise emission class</b>                                  | C         | <b>Noise level</b>  | 38 dB(A) re 1 pW |
| <b>Total net volume</b>  | 114 l     |   |                  |

## Electrical Connection

|                                     |           |                                  |              |
|-------------------------------------|-----------|----------------------------------|--------------|
| <b>Electrical connection rating</b> | 40 W      | <b>Frequency (Hz)</b>            | 50 Hz        |
| <b>Current</b>                      | 0.4 A     | <b>Power supply cable length</b> | 180 cm       |
| <b>Voltage (V)</b>                  | 220-240 V | <b>Plug</b>                      | (F;E) Schuko |



## Symbols glossary

|  |   |   |  |
|--|---|---|--|
|  | The automatic defrost system works by automatically defrosting at regular intervals eliminating the need to defrost altogether. |  | Energy efficiency class A  |
|  | LED display: to show programmes, functions and options selected and the time to the end of the cycle.                           |  | Ventilated: Forced distribution of cold air in the refrigerator compartment, which allows even temperature distribution within the fridge. |
|  | LED interior lighting: is a more energy efficient and long lasting way of illuminating the interior of the appliance.           |  | Built-in niche   |
|  | Touch controls: Easy to use touch controls allow the appliance to be programmed at the touch of a button.                       |  | Energy efficiency class G  |