

SISL7844MB



Product Family	Hob
Built-in type	Support
Dimensions	80 cm
Power supply	Electric
Type	Induction
EAN code	8017709351861



Aesthetics



Aesthetic	Isola
Serie	Alta
Colour	Black
Finishing	Glass
Material	Glass
Glass type	ceramic Eclipse
Glass edge	Straight edge
Frame	Yes
Frame colour	Black
Type of control setting	EVO Slider
Slider	Yes
LED colours	White
Control knob position	Front
Logo	Silk screen
Serigraphy colour	Grey
Alternative colours available	Stainless steel

Program / Functions



No. of induction cook zones	4
Time-setting options	Automatic switch-off
No. of cooking zones with booster	4
No. of Flexible zones	1
Main on/off switch	Yes

Power levels	9
Auto-vent 2.0	Yes
Total no. of cook zones	4

Options



Multizone Option	Yes	Residual time indicator	Yes
Flexible Zone Type	MultiZone	Limited Power	Si Advance
Worktop Cut-Out	490x745 mm	Consumption Mode	
Keep warm automatic function	Yes	Limited Power Consumption Mode in W	2400 a 7400 - step 100 W
Grill function	Yes	Showroom Demo Option	Yes
End cooking timer	4	Control Lock / Child Safety	Yes
Pause option	Yes	Bridge option	Yes
Minute minder	1	Quick start	Yes
End of cooking alarm	Yes	Rapid level selection	Yes

Technical Features



Front-left - Induction - Multizone - 2.10 kW - Booster 2.50 kW - Double booster 3 kW - 24.0x18.0 cm
 Rear-left - Induction - Multizone - 2.10 kW - Booster 2.50 kW - Double booster 3 kW - 24.0x18.0 cm
 Central - Induction - Single - 2.30 kW - Booster 3.00 kW - Double booster 3 kW - Ø 21.0 cm
 Front-right - Induction - Single - 1.40 kW - Booster 2.10 kW - Ø 16.0 cm
 Multizone left - Booster 3.7 kW - 38.5x23.0 cm

Automatic setting according to pan dimension	Yes	Automatic switch off when overheat	Yes
pan detection	Yes, min. 7 cm	Automatic switch off when overflow	Yes
Permanent Automatic Pot Detection with indication of the relative control	Yes	Residual heat indicator	Yes
Minimum pan diameter indication	Yes	Protection against accidental start up	Yes

Electrical Connection

Electrical connection rating (W)	7400 W	Type of electric cable supplied	Yes, Double and Three Phase
Current	33 A	Frequency (Hz)	50/60 Hz
Voltage (V)	220-240 V	Power supply cable length	120 cm
Voltage 2 (V)	380-415 V	Terminal box	5 poles
Type of electric cable installed	Yes, Single phase	Plug	Not present
Additional connection modalities	Yes, Double and Three Phase		



Compatible Accessories



GRILLPLATE

Universal griddle for induction, gas, ceramic and electric hobs. Non-stick surface ideal for cooking meat, cheese and vegetables. Dimensions: 410 x 240 mm.



SCRP























Non-scratch hob scraper - suitable for induction and ceramic hobs



TPKPLATE

Universal plate for induction, gas, ceramic and electric hobs. Non-stick surface ideal for cooking fish, eggs and vegetables. Dimensions: 410 X 240 mm.

Symbols glossary

	Permanent auto pot detection		Connection between hob and hood
	Power booster: option allows the zone to work at full power when very intense cooking is necessary.		Child lock: some models are fitted with a device to lock the programme/cycle so it cannot be accidentally changed.
	Evolution Slider totally Back-lighted ghost effect		The slider control panel allows you to adjust the power simply by passing your finger across the touch device.
	Darkness becomes light		Grill function
	This function allows you to keep cooked food warm without burner it		Overheat protection: The safety system that automatically turns off the hob in case of overheating of the control unit.
	Induction: The work of these hobs is based on the principle of electromagnetic induction. The heat is generated directly in the bottom of the pan during its contact with the hob.		Multizone: allows several pans to be used at once, large or small, offering freedom of placement and greater flexibility
	Overfill protection: The special overfill protection shuts down the stove in the presence of overflow of liquids.		Min diameter pot detection of 7 cm.
	All cooking zones can be reduced to the minimum power level, so the hob can be left unattended for a short period without food overcooking or burning. Then just press again this function, the previously set power levels can be reactivated.		Possibility to set the maximum power absorption of the hob.
	Quick selection, with one touch cooking begins at the highest level, then automatically reduces after time. Ideal for dishes that require quick boiling and then continued cooking without constant control (eg beef broth).		Quick Start function: the chosen temperature is reached faster. The heating element works at maximum power until the right temperature is reached.
	Indication of residual heat: After the glass ceramic hob is switched off the residual heat indicator shows which of the heating zones still remains hot. When the temperature drops below 60 ° C, the indicator goes out.		Time elapsed: shows how long the cooking zone has been in use.
	Timer: All ceramic hobs have a timer which automatically ends cooking after a preset time.		TWIN_ZONE_72dpi